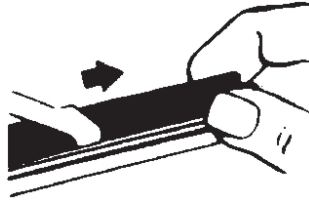



Fitting Instructions – Bosch Refill BPW 560 & BPN 610

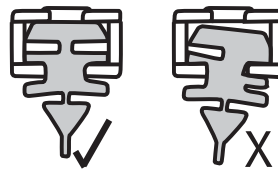
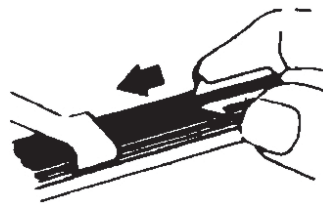
1. Remove your existing wiper refill by squeezing end clip and slide out.



2. To determine correct length required, measure old refill with new. Score the plastic backing with a sharp knife and bend refill to snap backing, then trim wiper rubber with scissors.



3. Slide open end of refill through blade, ensuring refill passes through each claw, until clip locks into place.



Note: A common cause of noisy wiper refills is an excessively worn or faulty blade assembly. We recommend you replace your wiper refills every 6 months and your wiper blades every 3 years.



BOSCH

Invented for life